










Photo	Function / Series	Function No.	Function Description	ANSI #
	Passage 3800	10	Latchbolt retracted by lever from either side at all times.	F01
	Passage 2500; 3400; 3500; 3600	10	Latchbolt operated by lever from either side at all times.	F75
	Interconnected Single Locking Entry 3700	10	Latchbolt operated by lever from either side. Rotating turn from inside or key from outside extends deadbolt to locked position. Both deadbolt and latchbolt are retracted to unlocked position by operating inside lever.	F95
	Double Cylinder 3100; 3200	14	Deadbolt thrown or retracted by key from either side. Bolt automatically deadlocks when fully thrown.	E2141
	Cylinder x Thumbturn 3100; 3200	15	Deadbolt thrown or retracted by key from outside or by inside turn unit. Bolt automatically deadlocks when fully thrown.	E2151
	Thumbturn x Occupancy Indicator 3200	16	Deadbolt thrown or retraced by turn unit only. Occupancy indicator on outside ("in use" or "vacant" with color coding. Emergency key provided. Deadbolt automatically deadlocks when fully thrown.	-
	Dummy 2500; 3400; 3500; 3600; 3800	17	Pull one side, no mechanical operation.	-
	Classroom 3100	18	Deadbolt thrown or retracted by key outside. Inside turn unit will retract bolt only. Bolt automatically deadlocks when fully thrown.	E2171
	Thumbturn w/Blank Plate (no cylinder) 3200	20	Deadbolt thrown or retracted by turn unit only. Outside blank plate. Bolt automatically deadlocks when fully thrown.	E2112






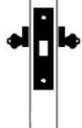

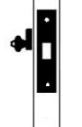

Photo	Function / Series	Function No.	Function Description	ANSI #
	Thumbturn Only (no cylinder) 3200	21	Deadbolt thrown or retracted by turn unit only. No outside trim. Bolt automatically deadlocks when fully thrown.	E2192
	Exit 2500; 3500	25	Blank plate outside (13/16" [31 mm] projection). Inside lever always unlocked.	F111
	BTB Dummy 2500; 3500; 3800	27	Pull both sides. No mechanical operation.	-
	Cylinder x Thumbturn 3800	30	Deadbolt operated by key from outside and by turn from inside.	E06071
	Door Bolt 3800	31	Deadbolt operated by turn from one side only. No trim on other side.	E06181
	Double Cylinder Lock 3800	32	Deadbolt operated by key from either side.	E06061
	Classroom 3800	33	Deadbolt operated by key from outside. Turn from inside retracts but does not project deadbolt.	E06091
	Cylinder 3800	34	Deadbolt operated by key from one side only.	E06081
	Privacy 3800	40	Latchbolt retracted by lever from either side unless outside is locked by inside thumbturn. Turning inside lever or closing door unlocks outside lever. To unlock from outside, remove emergency button, insert emergency turn (furnished) in access hole and rotate.	F22







Photo	Function / Series	Function No.	Function Description	ANSI #
	Privacy 2500; 3400; 3500	40	Latchbolt operated by lever from either side. Outside lever is locked by push button and unlocked by emergency release outside, operating inside lever or closing door.	F76A
	Privacy 3600	40	Latchbolt operated by lever from either side. Outside lever is locked by push button and unlocked by emergency release outside or operating inside lever. Closing door does not release push button.	F76B
	Privacy with Cointurn 3800	44	Latchbolt retracted by lever from either side unless outside is locked by inside thumbturn or outside cointurn. Operating inside lever, closing door, rotating inside thumbturn, or rotating outside cointurn unlocks outside lever.	-
	Office 3800	50	Latchbolt retracted by lever from either side unless outside is made inoperative by key outside or by turning inside thumbturn. When outside is locked, latchbolt is retracted by lever inside. Outside lever remains locked until thumbturn is returned to vertical or unlocked by key. Auxiliary latch deadlocks latchbolt when door is closed.	F04
	Office 2500; 3400; 3500	50	Push button locking. Push button locks outside lever until unlocked with key or by rotating inside lever.	F82A
	Entry 3800	53	Latchbolt retracted by lever from either side unless outside is locked by 20° rotation of thumbturn. Deadbolt thrown or retracted by 90° rotation of thumbturn. When locked, key outside or lever inside retracts deadbolt and latchbolt simultaneously. Outside lever remains locked until thumbturn is restored to vertical position. Throwing deadbolt automatically locks outside lever. Auxiliary latch deadlocks latchbolt when door is closed.	F20





Photo	Function / Series	Function No.	Function Description	ANSI #
	Entry or Office 3600	53	Deadlocking latchbolt operated by lever from either side except when outside lever is locked by push button on inside. When outside lever is locked, operating key in outside lever unlocks locking device. Locking device shall automatically release when inside lever is operated, closing door does not release push button.	F82A
	Interconnected Double Locking Entry 3700	53	Deadlocking latchbolt is operated by lever from either side except when outside lever is made inoperable by locking device inside. When outside lever is locked, deadlocking latchbolt is operated by key outside. Inside locking device is manually operated to unlock outside lever. Rotating turn from inside or key from outside extends deadbolt to locked position. Operating inside lever retracts both deadbolt and latchbolt. Closing door shall not release locking device inside.	F97
	Entry 2500; 3400; 3500	53	Deadlocking latchbolt operated by lever from either side, except when turn button locks outside lever. Pushing turn button in locks outside lever, requiring use of key outside to unlock. Turning inside lever unlocks outside lever. Pushing in and turning button locks outside lever, requiring key at all times. Turning inside lever does not unlock outside lever until button is manually turned to unlocked position. Inside lever always free.	F109
	Corridor 3800	56	Latchbolt retracted by lever from either side. Deadbolt thrown or retracted by key outside or thumbturn side. Throwing deadbolt locks outside lever. Turning inside lever simultaneously retracts deadbolt and latchbolt and unlocks the outside lever.	F13









Photo	Function / Series	Function No.	Function Description	ANSI #
	Classroom Security 3800	57	Latchbolt retracted by lever from either side. Deadbolt thrown or retracted by key from either side. Throwing deadbolt locks outside lever. Turning inside lever simultaneously retracts deadbolt and latchbolt and unlocks outside lever.	F33
	Cylinder x Thumbturn 3800	60	Deadbolt thrown or retracted by key outside or thumbturn inside.	F17
	Apartment Entrance 3800	61	Latchbolt retracted by lever from either side unless outside is locked by key from inside. When locked, latchbolt retracted by key outside or lever inside. Auxiliary latch deadlocks when door is closed.	F09
	Double Cylinder 3800	62	Deadbolt operated by key from either side.	F16
	Classroom 3800	63	Deadbolt thrown or retracted by key from outside. Inside thumbturn cylinder retracts deadbolt but cannot project it.	F29
	Cylinder 3800	64	Deadbolt thrown or retracted by key from one side. No trim on opposite side.	F18
	Classroom 3800	70	Latchbolt retracted by lever from either side unless outside is locked by key. Unlocked from outside by key. Inside lever always free for immediate exit. Auxiliary latch deadlocks latchbolt when door is closed.	F05
	Classroom 2500; 3400; 3500; 3600	70	Deadlocking latchbolt operated by lever from either side except when outside lever is locked from outside by key. When outside lever is locked, latchbolt is operated by inside lever.	F84










Photo	Function / Series	Function No.	Function Description	ANSI #
	Corridor 3400; 3500	73	Deadlocking latchbolt operated by lever from either side except when outside lever is locked by key in outside lever or by push button on inside. Key in outside lever locks or unlocks outside lever. Operating inside lever or closing door releases push button and unlocks outside lever. Inside lever always operates latchbolt.	F90
	Keyed Communicating 3500	79	Deadlocking latchbolt by inside lever except when locked by key. Non-removable blank plate outside (13/16" [31 mm] projection).	F113
	Storeroom 3800	80	Latchbolt retracted by key outside or by lever inside. Outside lever always inoperative. Inside lever always free for immediate exit. Auxiliary latch deadlocks latchbolt when door is closed.	F07
	Storeroom 2500; 3400; 3500; 3600	80	Deadlocking latchbolt operated by key in outside lever or by operating inside lever. Outside lever is always locked. Inside lever is always unlocked.	F86
	Storeroom w/Deadbolt 3800	81	Latchbolt retracted by key outside or by lever inside. Outside lever always fixed. Deadbolt thrown or retracted by key outside or thumbturn inside. Turning inside lever simultaneously retracts deadbolt and latchbolt. Auxiliary latch deadlocks latchbolt when door is closed.	-
	Institution 3400	82	Deadlocking latchbolt retracted by key from either side. Both levers locked at all times	F87
	Institution 3800	82	Latchbolt retracted by key from either side. Lever on both sides always inoperative. Auxiliary latch deadlocks latchbolt when door is closed.	F30

Photo	Function / Series	Function No.	Function Description	ANSI #
	Intruder Classroom <i>3400</i>	95	Deadlocking latchbolt operated by lever from either side. Key either inside or outside locks or unlocks outside lever. Inside lever always operates latchbolt.	F110
	Privacy with Indicator <i>3800</i>	96	Latch bolt retracted by lever from either side except when outside lever is locked by inside thumbturn. Operating inside lever, closing door or operating outside emergency release unlocks outside lever. The outside indicator will display VACANT while unlocked or OCCUPIED while locked. The emergency release is accessed by removing the emergency button and using the furnished emergency key to unlock the unit.	-